

CUSTOM

YOUR BUSINESS
YOUR WAY

COLDESI.COM








ColDesi

Where YOU are #1



In Customer Service
In Training & Support
In Experience with so many different customization technologies — to make your business #1 too



It sounds cliché, but it's how we start every customer relationship – with YOU in mind!

First, we'll take the time to learn about your business and your goals so we can help you make the best decision on ways to start or expand your business.

Then after you've joined the ColDesi family by purchasing equipment, you're enrolled in our 1 on 1 On-Boarding process. That includes enrolling you in your training courses, setting up your supply accounts and making sure you know where to go for help.

Customer OnBoarding Pass

Call	Ship	Tour	Success	Rewards
<ul style="list-style-type: none"><input type="checkbox"/> Welcome to ColDesi Family!<input type="checkbox"/> Confirm Contact Info<input type="checkbox"/> Confirm Shipping Address	<ul style="list-style-type: none"><input type="checkbox"/> Estimated Delivery<input type="checkbox"/> Online Access<input type="checkbox"/> Product Delivered<input type="checkbox"/> Support Unpacking	<ul style="list-style-type: none"><input type="checkbox"/> Where to order Supplies<input type="checkbox"/> Where to get Custom Graphics<input type="checkbox"/> Where to order Blanks<input type="checkbox"/> Where to access your ColDesi+ Rewards<input type="checkbox"/> Access CAS group	<ul style="list-style-type: none"><input type="checkbox"/> Software Installed<input type="checkbox"/> Training and Support Tour<input type="checkbox"/> How to enter a support ticket<input type="checkbox"/> Training completed<input type="checkbox"/> Recommended apparel & supplies for equipment<input type="checkbox"/> Completed first custom shirt	<ul style="list-style-type: none"><input type="checkbox"/> Receive 5000 ColDesi+ Points for 100% completing your Onboarding Pass<input type="checkbox"/> Use your ColDesi+ Points for supply coupons or other free stuff

ACHIEVING DREAMS TOGETHER

Our promise is that you will feel like you're our #1 priority in every interaction.

HEAT TRANSFER
PRINTERST-SHIRT
PRINTING
SYSTEMS

White Toner Printing

The DigitalHeat FX models all come out of the box as White Toner Transfer printers. This means they are configured with a specialty toner that allows for printing white, which is essential to t-shirt transfer printing.

This type of printing solution gives you the ability to create a huge color spectrum all in a single pass through the printer. This technology has created a new market of full-color digital transfers that work on BOTH light and dark garments, including a bright white never seen before in transfers. These transfers are also compatible with all types of apparel including cotton, polyester, and blends.

Digital Transfers for T-Shirts and Other Textiles

The DigitalHeat FX System is inclusive of specialty printers, toners, software, and transfer paper. This system creates digital transfers that can be heat applied to garments, the most popular being t-shirts.

Transfers work on Hard Substrates too

One of the limitations of other transfer technologies is having to buy specific goods to create promotional items or non-textiles. These might include mugs, canvas, wood, metal & more. However, the adhesive in the DigitalHeat FX System allows for adhesion to other materials that do not have to have special coatings.

This is ideal for businesses who want to manufacture their own goods or use items purchases from local retailers to customize.

The versatility of the DigitalHeat FX System is amazing.

WHERE TO FIND
DIGITALHEAT FX

WEBSITE

digitalheatfx.com

PHONE

(855)348-4839



- TRAINING
- SUPPORT
- PAPER
- STARTER KIT

The system works with most textiles: polo shirts, hoodies, hats, jeans, jackets, cotton, polyester, and blends. DigitalHeat FX works with the following basic steps:

Create images/text in graphics software (GIMP, Corel, Adobe, or hiring a freelancer).

Print using your DigitalHeat FX White Toner Printer using EZ Peel Paper.

Add the adhesive layer to the transfer with a heat press. **Heat apply** the completed transfer to your garment.

EZ Peel Papers

EZ Peel Papers for the DigitalHeat FX White Toner Printers are the pinnacle of top performing transfer papers. Our team has spent years researching and perfecting the process of creating transfers that look amazing. This has lead to the creation of the EZ Peel line of transfer paper. Standard EZ Peel is our most advanced transfer paper, tons of colors on almost any textile. EZ Peel OneStep is a time-saving paper designed to help you save money and improve efficiency. EZ Peel Hard Surface makes customizing hard surfaces like metal, glass and wood easier than ever (even on dark colors). The complete line of EZ Peel papers is designed to give your shop the best transfer process in the business.



DIGITALHEAT FX i560

- Max Paper Size: Legal 8.5 x 14in
- Machine Size: 15.7" x 17.7" x 13.1"
- Optional Toners: Black, Sublimation, Fluorescent
- Speed (A4 Media): 8 ppm on transfer paper, up to 26 ppm on standard copy paper
- Speed (Tabloid Media): N/A
- Toner Color: CMYW
- Warranty: 1 Year
- Weight: 55 lb



DIGITALHEAT FX 8432

- Max Paper Size: Tabloid – 11 x 17in
- Machine Size: 17.7" x 21.7" x 14.2"
- Optional Toners: N/A
- Speed (A4 Media): 16 letters (8.5x11in) Pages per minute
- Speed (Tabloid Media): 9 Tabloid (11x17in) Pages per minute
- Toner Color: CMYW
- Warranty: 2 Years On-Site
- Weight: 81.6 lb



DIGITALHEAT FX 9541

- Max Paper Size: Super B/A3+ – 13 x 19in
- Machine Size: 27.5" x 26.2" x 25.2"
- Optional Toners: N/A
- Speed (A4 Media): 18 letters (8.5x11in) Pages per minute
- Speed (Tabloid Media): 12 Tabloid (11x17in) Pages per minute
- Toner Color: CMYKW
- Warranty: 2 Years On-Site
- Weight: 244.7 lb

Maintenance Free

One feature not considered enough in the custom apparel industry is the amount of maintenance most technology requires. That includes chemicals, daily cleanings, oiling, replacement of parts and a complex list of supplies to order.

These white toner printers do not require daily maintenance, there are no liquids in the machine, no messes are created during the process and it doesn't create liquid waste that requires special disposal.



SUBLIMATION PRINTERS

THE PERFECT START TO PERSONALIZATION



SAWGRASS
THE ART OF WHAT'S NEXT

Sawgrass SG 500 and SG 1000 Sublimation Printers

The ideal sublimation printers for any decoration business! The Sawgrass SG500 and SG1000 dye-sublimation printers are perfect for home-based businesses, kiosk operators and pro shops alike.

The Sawgrass SG500 dye-sublimation printer is a small, desktop sized unit that prints on transfers up to 8.5" x 14".

The Virtuoso SG1000 also fits easily on a desktop but prints on media up to 11"x17" with the standard tray, or up to 13"x51" with the optional Bypass Tray(sold separately).

Either one will let you create and apply custom graphics to a wide variety of popular items including; t-shirts, mugs, coasters, phone cases, awards, apparel and more!



Sublimation Inks SubliJet UHD

Sawgrass STARTED as a sublimation inks company. And now they have the best ink the business, formulated specifically to work in their printers to produce the best possible prints.

SubliJet UHD is the 4-color ink set that is perfect for all hard and soft polyester substrates. The Cyan, Yellow, Magenta and Black inks work with both the SG1000 and the SG500 printers.

There is also a specific ink set for the larger VJ 628 printers. In fact, there are 8 different 4 color ink sets to match your specific application.



Creative Studio

Both Sawgrass printers come with a free license to CreativeStudio. The only design tool built specifically for sublimation. CreativeStudio takes the frustration out of creation by including built-in product templates for things like mugs, t-shirts and coasters, and thousands of ready-to-use designs. All specifically designed for sublimation.

WHERE TO FIND SAWGRASS PRINTERS

WEBSITE

colmanandcompany.com

PHONE

(800) 891-1094



Sawgrass Virtuoso SG500

The perfect printer for the hobbyist or moonlighter, the SG500 fits comfortably on a desktop, and prints on media up to 8.5" x 14" (22 x 36 cm). This allows you to apply custom artwork to a wide variety of popular, high-margin items, from mugs and coasters to phone cases and awards.

The SG500 has the compact footprint and rugged reliability of its predecessor, the SG400, but has been updated from the inside out. In addition to design improvements such as a single roll-bar, the SG500 is more energy-efficient, prints with higher resolution, and offers WiFi connectivity.

- **Maximum Media Size:** 215 x 355 mm (8.5" x 14") with Bypass Tray (Optional) 215 x 1295 mm (8.5" x 51")
- **Resolutions and Print Speeds*:** High Speed (600x600 dpi) - 15 secs Up to 4.9 m2 (52 ft2) / hour, High Quality (600x600 dpi) - 29 secs, Advanced Photo (1200x1200 dpi) - 48 secs, Ultra Fine Photo (4880x1200 dpi) - 6 minutes 40 secs
- **Sawgrass SG500 Dye-Sublimation Printer**
- **Sawgrass SubliJet-UHD CMYK Ink (Standard Size)**
- **Sawgrass Print Manager (SPM)**
- **Sawgrass CreativeStudio Design Software**
- **USB Cable and Power Cord**
- **2-Year Warranty with Lifetime Tech Support**

Sawgrass Print Manager

Designed by Sawgrass, Print Manager is the only color management software designed purely for sublimation.

It's easy to use, and allows you to choose from preset or customized profiles for optimal color output. SPM helps streamline production workflows from all standard design software, including CreativeStudio.

Sawgrass CreativeStudio

The Sawgrass Virtuoso SG500 and SG1000 printer comes with a free license to CreativeStudio. The only design tool built specifically for sublimation. CreativeStudio takes the frustration out of creation by including built-in product templates, thousands of ready-to-use designs, and seamless integration with your Sawgrass printer.



Sawgrass Virtuoso SG1000

The ideal sublimation printer for any decoration business. The Sawgrass SG1000 dye-sublimation printer is the perfect printer for business and kiosk operator alike. The Virtuoso SG1000 fits easily on a desktop and prints on media up to 11"x17" with the standard tray, or up to 13"x51" with the optional Bypass Tray (sold separately). Create and apply custom graphics to a wide variety of popular items; mugs, coasters, phone cases, awards, apparel and more!

The SG1000 has the pro-level print consistency and versatile dimensions of its predecessor, the SG800, but has been updated from the inside out. In addition to design improvements such as a single roll-bar, the SG1000 is more energy-efficient, prints with higher resolution, and offers WiFi connectivity. This means you'll enjoy higher quality products and greater ease of use, at a price comparable to the previous model.

- **Maximum Media Size:** 279 x 431 mm (11" x 17") with Bypass Tray (Optional) 330 x 482 mm (13" x 19"), 330 x 1295 mm (13" x 51")
- **Resolutions and Print Speeds*:** High Speed (600x600 dpi) - 15 secs Up to 4.9 m2 (52 ft2) / hour, High Quality (600x600 dpi) - 29 secs, Advanced Photo (1200x1200 dpi) - 48 secs, Ultra Fine Photo (4880x1200 dpi) - 6 minutes 40 secs
- **Sawgrass SG1000 Dye-Sublimation Printer**
- **Sawgrass SubliJet-UHD CMYK Ink (Standard Size)**
- **Sawgrass Print Manager (SPM)**
- **Sawgrass CreativeStudio Design Software**
- **USB Cable and Power Cord**
- **2-Year Warranty with Lifetime Tech Support**

Get Sublimation Inks
(Dye Sub Inks)
For Virtuoso & Epson Printers
at **colmanandcompany.com**

EMBROIDERY
MACHINES

BIG DREAMS. COMPACT DESIGN.

Avancé
COMMERCIAL EMBROIDERY MACHINES

Avance 1201C 12 Needle Embroidery Machine

The perfect machine to power your Big Dreams of succeeding in the embroidery business.. or just becoming a home-based embroidery craft-master. You'll get everything you need to get started with this easy-to-use professional machine. Including the best combination of training, support and quality from the leading brand in embroidery. Avancé!

FEATURES

- Control at your fingertips – 10.1" Full color, high resolution touch screen that makes this an EASY machine to use
- 28 on board fonts for easy computer-free monogramming and lettering projects
- Room to store ALL your designs right on the machine – Up to 800 designs or 100 million stitches
- Wifi Enabled – that means a quick design load right from computer
- Fast design load included a USB Port and Network connection design load
- Maximum speed 1000 SPM
- Thread break detection
- Tight, clean, precise stitching with .1mm stitch intervals
- Wide Cap Frame – 270 degree
- Quiet Operation perfect for home or retail use – it's the quietest machine we've ever heard!
- Real time stitching preview
- Pinpoint laser for perfect embroidery positioning
- Built in LED lighting so you can see what you're sewing



WHERE TO FIND AVANCÉ

WEBSITE

avance-emb.com

PHONE

(877) 458-5575



SPECIFICATIONS

Embroidery Area	7.8" x 14" (200mm x 360mm)
Machine Size	22.8" w x 22.8" d x 63" h (includes metal stand)
Weight	176.37 lbs + stand
Needle/Colors	12
Power	110V/60Hz
Max. Speed	1000 stitches per minute
Hoops (5 Total)	3.5" x 2.5" – great for monogram cuffs or small pockets
	5.5" x 3.5" – ideal left chest logo size
	7.5" x 5" – pillows, jackets, patches and applique
	12" x 9.5" – perfect for larger designs
Cap	14" x 9" – maximum designs
	1 cap driver and 1 cap frame

4 FAVORITE FEATURES

10.1" CONTROL PANEL

Consumer friendly, easy to use – really, the easiest machine interface we've ever seen. You'll love it!



12 NEEDLES

incredibly versatile. Choose colors to match EVERYTHING you do!



SUPER QUIET OPERATION

Back bedroom, busy retail space or even just multiple machines in one room are no problem.



BIG SEWING FIELD

Big 8" x 14" embroidery field means you say yes to more jobs!



Every Avancé 1201C comes with a Cap Driver and Cap Frame.

Plus 28 on board fonts for monogram and lettering.

- TRAINING
- SUPPORT
- EMBROIDERY
- STARTER KIT



FREEDOM TO STITCH

Avancé
COMMERCIAL EMBROIDERY MACHINES



WHERE TO FIND AVANCÉ

WEBSITE

avance-emb.com

PHONE

(877) 458-5575

Peace of Mind + Stitching Success

You'll get everything you need to succeed including training on how to use it and the basics of embroidery. You'll also receive design software from Sierra, a great selection of hoops and accessories a 5-year warranty and the best ongoing support in the business.

FEATURES

- Full color touch screen control panel - makes it so simple to use!
- 28 on board fonts for easy monogramming and lettering projects
- HUGE design memory on board - 800 designs or 100 million stitches
- 10.1" Full color, high resolution touch screen interface
- USB Port - Convenient design load
- FAST design load - saves production time
- Network Ready - load designs from anywhere
- Maximum speed 1200 SPM
- Thread break detection
- Control precision - minimum controllable stitch intervals is .1mm
- Wide Cap Frame - 270 degree
- Quiet Operation! - quieter than our previous model
- Real time stitching preview
- Pinpoint laser for perfect embroidery positioning
- Extended light - so you can see what you're sewing



SPECIFICATIONS

Embroidery Area	22" x 14" (560mm x 360mm)
Machine Size	33" w x 30" d x 63" h (includes metal stand)
Weight	197 lbs + stand
Needle/Colors	15
Power	110V/60Hz and 200V/50Hz self-adaptable worldwide
Jacketback Hoops	53 x 35 cm (21" x 14") includes hoop and table + 14" x 20" Frame
Large Tubular Hoops	30 x 30 cm (12" x 12")
Round Hoops	(2 each) 21 cm (8.6"), 15 cm (5.9"), 12 cm (4.7") and 9 cm (3.5")
Digital LCD Display	10.1" Full Color 1280 X 800 Touch Screen

OPTIONAL ADD-ONS


EMBROIDERY GRIP

Enables you to grip and hold those elusive products that defy typical tubular hooping methods like bags and sneakers.



PATCHKIT

Make short run custom patches with this easy to use Patch Kit. Includes all the tools and materials to get started.



AVANCÉ + CUT N PRESS

Bundle the Avancé with the Cut N Press. Make custom vinyl t-shirts and appliques. Includes a Graphtec cutter and supplies.



STITCH N PRINT

Bundle Avancé with the DigitalHeat FX 8432 printer. Makes digital heat transfers that are applied to t-shirts and more.



Every Avancé 1501C comes with a Cap Driver and two Cap Frames.

Plus 28 on board fonts for monogram and lettering.



Large table top included for flat embroidery like jacket backs, quilts, blankets and throws.



TRAINING

SUPPORT

EMBROIDERY

STARTER KIT

DIRECT TO
GARMENT
PRINTERS

TECHNOLOGY THAT CHANGES EVERYTHING




DTG G4

The DTG G4 was designed by people that print. People that know DTG.

Pioneers in the DTG industry. Inventors. It's the debut product that let ColDesi's Belquette Technologies engineering team loose.

To fundamentally change the way DTG is done.

SPECIFICATIONS



Instead of the ink spraying into the air it's pulled down into the t-shirt where it belongs.

Maximum Print Size	16 x 20 inches
Print Head	4 x Ricoh Piezo (CMYK + W)
Nozzle Dedicated to Color	192 nozzles per color
Nozzle Dedicated to White	768 nozzles (192 x 4)
Maximum Print Resolution - Color	1200 x 1200 (16 pass)
Ink Cartridge	200ml Cartridge with encrypted chip
Ink Cartridge Configuration	6 Cartridges (CMYKWW)
Maximum Ink Drop Size	Up to 37pl
Print Speed (actual printing times for 10 x 8 inch design)	Fast - 28 sec (CMYK) / 55 sec (CMYKW) Normal - 53 sec (CMYK) / 102 sec (CMYKW) Quality - 79 sec (CMYK) / 165 sec (CMYKW)
User Interface	7" Touch Resistive Display (Android ICS 4.03)
Table Height Adjustment	Automatic
Standard Connectivity	10/100 Base T Ethernet
Power	AC 100V or AC 200V
Size and Weight	53.5 x 38.5 x 18.3 inches / 216 lbs

WHERE TO FIND DTG

WEBSITE

dtgprintermachine.com

PHONE


(877) 458-0444

No Frames, No Hoops, No Tucks

Just lay the shirt down, press a button and print! Easy on, easy off.



Four vacuum suctions that hold the platens and shirts in place.



The grid design allows the vacuum to grab the shirt and hold it in place. For large designs up to 16 x 20 inches.



Simply drape the shirt over the platen. A strong vacuum holds in place. It takes about 5 seconds to "hoop" it. And anyone can do it right!



G4 INK CARTRIDGES

G4 Inks come in 200ml, sealed, degassed ink cartridges.

There are no bottles to fill. No mess to clean up. And you know how you know if your inks are low? The control panel TELLS you.

You DO have to give the white ink cartridges a little shake occasionally, like you do with any white ink cartridge. The control panel will prompt you, and you only have to give each White Ink Cartridge about 10 shakes.

PRINT QUEUE

The G4's Print Queue function will store up to 20 designs, with images, in the memory of the printer.



REDUCED MAINTENANCE

The control panel will tell you when it's time to agitate the white ink cartridges.

It will display the ink levels in each of the CMYKWW cartridges.



- TRAINING
- SUPPORT
- INK STARTER KIT



DIRECT TO
GARMENT
PRINTERS

**BETTER
PERFORMANCE.
MORE PROFIT.**

EPSON®
EXCEED YOUR VISION



EPSON F2100

The newest Epson DTG Printer, the F2100, has all the capabilities of Epson's breakout success – the Epson F2000 – but adds key features that customers have been asking for.

Epson's flagship model, the F2100 DTG Printer on Dark Shirts provides increased reliability, greater productivity, and an enhanced print quality compared to the F2000.

SPECIFICATIONS

Maximum Print Size	16 x 20 inches
Print Head	PrecisionCore® TFP® (CMYK + W)
Nozzle Configuration	360 nozzles x 10
Maximum Print Resolution - White	Up to 1440x1440 dpi for White Ink
Maximum Print Resolution - Color	Up to 1440x7200 dpi for White Ink
Ink Cartridge	600ml Cartridge with encrypted chip
Ink Cartridge Configuration	6 Cartridges (CMYKWW)+1 Cleaning
Ink Type	UltraChrome DG Ink; 5-color
Print Speed (actual printing times for 10 x 8 inch design)	Fast - 15 sec (CMYK)/ 50 sec (CMYKW) Normal - 28 sec (CMYK)/ 85 sec (CMYKW) Quality - 102 sec (CMYK)/ 165 sec (CMYKW)
Operating Systems	Windows 10 and 8.1, Windows Vista® macOS 10.13 – Mac® OS X® 10.6
Power	AC 100V or AC 200V
Size and Weight	58.5 x 38.8 x 19.3 inches / 183 lbs

WHERE TO FIND EPSON

WEBSITE

<https://coldesi.com/epson-f2100-dtg-printer/>

PHONE

(877) 458-0444




Ink Clog Filters – maintenance is KEY! As you know, ink clogs can cause serious damage to expensive components in a direct to garment printer. These new ink clog filters that the F2000 did NOT have save money and time.



White Highlight Layer – that ability to lay down a white layer as an underbase, then have that bright white ink printed AGAIN with the colors make every print look better on the F2100 than it did on the Epson F2000 dtg printer.



Precision Dot Technology – means that the printer can use different sized ink droplets. The smaller the droplets, the more precise the image reproduction. But sometimes, you just want a FAST print with a simple design, and the larger dots allow that to happen too.



USER -ADJUSTABLE PLATEN HEIGHT SETTING

Printer then automatically verifies the surface height of the garment is at the acceptable height before printing.

Platen height can be adjusted in 0.5mm increments to accommodate garments up to 25mm thick.



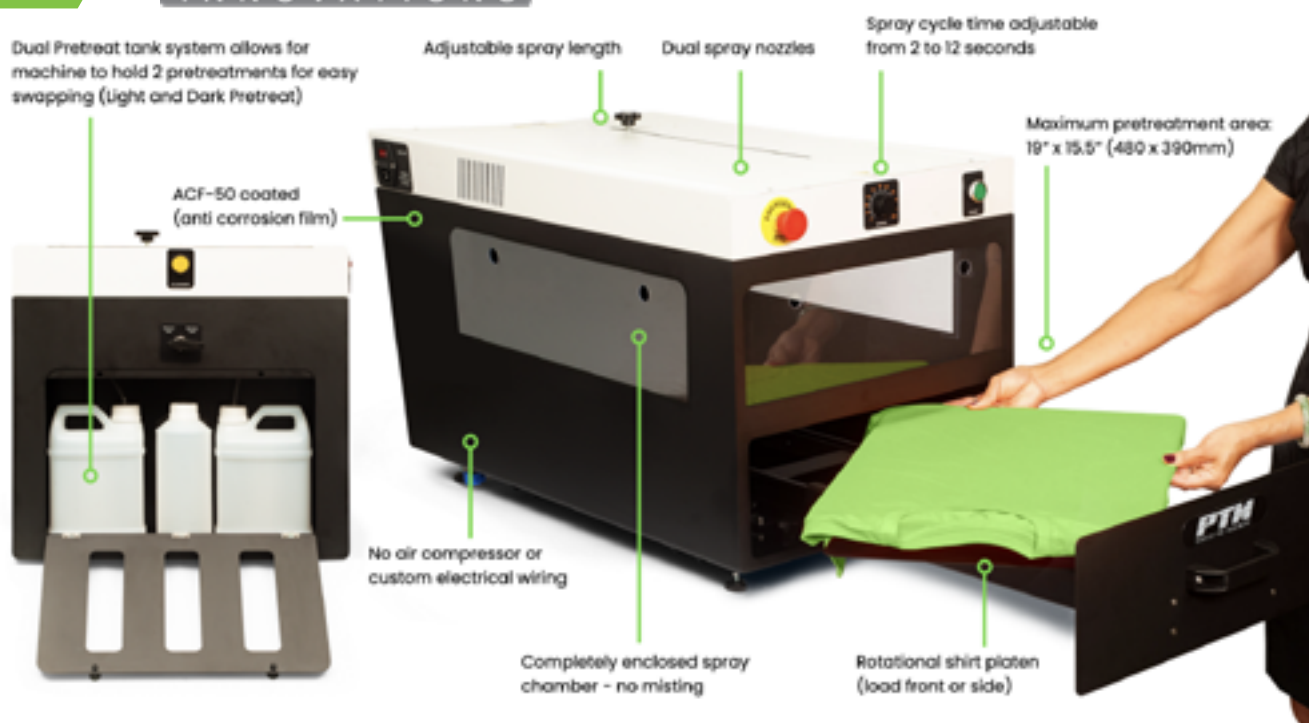
GARMENT GRIP PAD COVER

Faster garment loading when using the grip pad cover instead of the traditional platen hoop. The grid pad cover can be applied to small, medium, and large-size platens and is user replaceable.

- TRAINING
- SUPPORT
- INK STARTER KIT



PRETREAT MACHINES



PTM AUTOMATIC PRETREAT MACHINE

- Dual Pre-Treat Tank System
Allows for machine to hold 2 pre-treatments for easy swapping (Light and Dark Pre-treat)
- Max pretreatment area - 19" x 15.5"
- Adjustable Spray Length
- Single spray nozzle
- No Air Compressor Or custom electrical wiring
- ACF-50 Coated
Anti corrosion film: ACF-50, Anti-Corrosion Formula, is a state of the art, anti-corrosion lubricant compound, specifically designed for the Aerospace Industry.
- No Misting
Completely enclosed spray chamber
- Spray cycle time - Adjustable from 2 to 12 secs
- Rotational Shirt Platen - Load Front or Side

There's Now An Easier Way To PreTreat Shirts — The PTM

The PTM is the answer to perfectly pretreating every shirt, every time. Pretreating shirts normally involve an HVLP hand sprayer and a learned technique. This means it's a challenge to train new employees or ask help from others involved in your business.

SPECIFICATIONS

Tank Size	2 liters x 2 bottles (2x pretreat and 1x cleaning)
Max. Pretreat Area	19" x 15.5" (483 x 394mm)
Adj. Pretreatment Fluid Application	.25 - 1.23 oz. (7.1 - 34.9 gram)
Average Cycle Time	+/- 4 seconds per shirt
Power	110/220v 50/60Hz
Safety	"E" stop & illuminated cycle/start button
Machine Dimensions	19.75"W x 29.38"L x 22.25"H
Machine Weight	70 lbs

WHERE TO FIND PRETREAT

WEBSITE

ptminnovations.com

PHONE

(877) 458-0444

ONE•STEP

PRE-TREAT AND CURE



CHANGING DTG PRINTING FOREVER

DTG printers have become faster and more efficient (and less expensive) in recent years, and with more printers in use, the real inefficiencies have become apparent.

Those inefficiencies are in what happens before you print, and what happens afterwards. And both impact the *Quality* and *Feel* of the end product.

Because up until this moment, pre-treating and post curing a garment has been clumsy, messy and inefficient. Curing the shirts still uses the same technology it did 10 years ago!

Belquette Technologies in coordination with PTM Innovations is changing the Pre-Treating and Post Curing process for the better with the **One•Step** machine.

The **One•Step** precisely sprays pretreat while flattening down fibers and then utilizes forced hot air through the garment to dry and cure in One•Step.

Then the SAME MACHINE is used to perfectly cure the shirt after the print is done! The drying /curing system - the HeatRAM - is the world's most energy efficient air dryer, period.

Unlike typical tunnel dryers that use large amounts of energy to spread heat out over a large area, our **One•Step** senses the image area using advanced sensing technology and directs the HeatRAM to concentrate the 65 watt per Sq inch energy only where it's needed, drastically reducing the overall energy requirements.

Unlike a heat press there's startup time - the **One•Step** is ready to cure shirts instantly - it uses a fraction of the energy and it doesn't significantly add to the ambient heat in the shop.

Most importantly, the **One•Step** can not and will not leave the dreaded BOX on a garment. That's been plaguing the DTG industry since the beginning!

Other Benefits:

- **Lower supply costs** - precise pretreating means less pretreat used, and no heat press means no curing sheets.
- **Shop Efficiency** - the **One•Step** is replacing sometimes 2 heat presses and a traditional pre-treatment machine. That's space savings AND steps from one machine to the next.
- **Energy Savings and Ambient heat** - not only do you get a direct benefit of less power used, but also avoid trying to cool a room with multiple heat presses or a dryer.
- **Time** - Curing time is greatly reduced. Especially if you are making the herculean effort to avoid the heat press box. But changing from one pretreat liquid to another... to another... is almost instantaneous - and you avoid the clean up in traditional automatic pretreaters.


ONE•STEP PRETREAT MACHINE

- Patent Pending
- A maximum pre-treatment area of 17" x 21"
- Spray cycle time adjustable from 2 to 12 seconds
- Oscillating nozzle spray chamber
- Produces no misting or vertical lines
- Automated fiber flattening
- Adjustable spray length
- Final cure reduces times by 50-70%
- No air compressor or custom electrical wiring required
- 60 to 80 shirt per hour production rates
- Patented Vacuum Platen System prevents pretreat overspray and protects garment from heat damage
- 120/240Vac auto-sensing @ 1200Watts

BLING
MACHINES

RHINESTONES & SPANGLE MACHINES

CAMS
RHINESTONE MACHINES



WHERE TO FIND BLING

WEBSITE

coldesi-bling.com

PHONE

(877) 458-0444

CAMS IV-6

The CAMS Machine DEFINES the Rhinestone apparel business.

This is a commercial rhinestone transfer machine that's used by the biggest brands you know – and some of the biggest contract apparel brands you've never heard of.

Let's just say that if rhinestones are your BUSINESS. If creating cheer, fan wear, brand clothing – if manufacturing or high volume production of rhinestone clothing is on your wish list – then the CAMS machines is the only choice you can make.

6 Hoppers

Why is 6 Hoppers an important feature? The "hopper", is where you keep your different sized and colored rhinestones in order to make your transfer. Just imagine the difference between a one or 2 color design, and something with 4 or size colors and sizes of hotfix rhinestones – it's THREE TIMES THE IMPACT!

TRAINING

SUPPORT

RHINESTONE KIT



- **Available Jewels** – Rhinestones, Rhinestuds, Nailheads (2mm – 5mm)
- **Colors** (cups per head) – 6 colors (cups)
- **Working Area** – 400mm x 400mm (15.75" x 15.75")
- **Maximum Working Speed** – 170 stones per minute
- **Machine Size** – 35.5"w x 39.75"d x 46.6"h
- **Vacuum Pump** – Becker or Thomas (Germany product)
- **Data Memory** – 1,000 designs
- **Data Interface** – SD Memory Card, USB Memory, USB Cable and LAN
- **Power** – AC 110V, 50/60Hz
- **Software HotFix Era** – requires a Windows-based system with 2-4GB RAM, 32-bit Graphics Card with Open GL and a CD/DVD Plater*RTC (Real Time Controller)



Prospangle

The ProSpangle spangle transfer machine, also called a sequin transfer machine, is the most advanced spangle transfer system on the market today and gives you MAXIMUM BLING, and the best opportunity to add revenues to your business.

Spangle Colors and Sizes

You get your choice of 6 colors or sizes per design, so you can produce an incredibly high impact, colorful t-shirts and spangle transfers at a speed that no other technology can match. The system comes with the ability to run two 2mm, three 3mm and one 4mm reel of ProSpangle Holographic material right out of the box, but you can go up to 5mm. That's the equivalent of an SS20 sized rhinestone! Color and finish choices include 27 different holographic varieties of ProSpangle Reels. 27 colors of spangles (also called threadless sequins) that make spangle transfers so cost effective you can afford to have them ALL on hand to fill your customer requests.

Sequins with No Holes – Spangle Maximum Bling



Second, you will be creating true SPANGLE transfers – with NO HOLES. You'll be amazed, and so will your customers, at how much of a difference having solid discs of holographic color without the donut hole in a sequin showing the shirt material through, unlike those produced with a standard sequin transfer machine. And 6 colors and sizes means that you can make almost any customers design request a reality and give your own imagination the room it needs to impress.

— TRAINING

— SUPPORT

— SPANGLE KIT

- **Number of Color Reels** – 6 colors/Sizes
- **Machine Operating Speed** – 600-1000 spangles per minute
- **Machine Size** – 40" w x 35" d x 30" h
- **Weight** – 190 lbs
- **Spangle Size** – 2mm – 5mm
- **Working Area** – 13.5" x 17.5"
- **Power** – 110V



SpangleElite

The SpangleElite is a compact mobile spangle transfer machine. Perfect for those starting out in bling business.

Easy, Easy to Use

The SpangleElite uses interchangeable spangle tape cartridges AND spangle punches that determine the size of your spangles. This makes changing colors or sizes of spangles quick and easy.

Includes Accessories & Supplies

You get the ability to make designs with the THREE most popular sized spangles right in the box. 2MM, 3MM, and 4MM punches come with every SpangleElite. You also get a package of SpangleElite Transfer Sheets, spangle material cartridges, Sierra's HotFix Era design software, and the SpangleElite Application Software.

- **Working Area:** 15" x 12"
- **Speed:** 400-900 spangles per minute
- **Weight:** 44lbs Electricity: 220V (Comes with 110v Converter)
- **Dimensions:** 23.34" x 23.62" x 11.81"
- **For WINDOWS based PC operation,** No MacOS Compatibility
- **Maximum Design Size** approximately – 13.25" x 10.25" (Single Sheet) – 13.25" x 20" (Double Sheet)

UV PRINTERS

CUSTOM PRINTING ON BIG, ROUND, OR UNIQUE ITEMS

Choosing a UV Printer is about the application first.

You have a problem to solve – like the need to mark or customize something too big for other printers. Or you have a specific application in mind, like making yard signs or directional signage. Or a very specific item you need to print for manufacturing or mass production of promotional products.


The combination of the Compress UV Printer line up's versatility and Mutoh's budget option at one end and HUGE print capabilities at the other end of the spectrum make this the best place to find the printer that will.. solve your current printing problem OR propel your business to new heights.



— TRAINING

— SUPPORT

— STARTER KIT



WHERE TO FIND UV PRINTERS

WEBSITE

compressuvprinter.com

PHONE

(877) 458-5575



All Printers Include Compress RIP Software



COMPRESS iUV600S

The iUV600s is the most popular UV Printer in the ColDesi lineup. With its 11.8" print depth, commercial stand alone design it has become a staple in sign shops, promotional products producers, awards and engraving and product manufacturing.

- 6 independent color channels
- 23.75" x 18" print area with 11.8" media height
- Optional unwind/rewind for roll media
- WIMS white ink management onboard
- All steel construction
- Dual LED variable watt low heat lamps
- Inbuilt media height detection
- Ink mist extraction



COMPRESS iUV1200S

The flagship of the Compress brand printers, the iUV1200s is the versatile business tool in UV. Inside ColDesi, this one is commonly referred to as the Problem Solver. Beautifully and permanently print onto the widest variety of items including all the way up to basketballs, and as small as marking medical testing equipment. It's even large enough for signage, prepackaged goods and motorcycle parts.


- 6 independent color channels
- 44.8" x 29.5" print area with 11.8" media height
- WIMS white ink management onboard
- All steel construction
- Dual LED variable watt low heat lamps
- Inbuilt media height detection
- Ink mist extraction



UV PRINTERS

CUSTOMIZATION FROM SIGNS TO PROMO PRODUCTS

MUTOH
MAKES IT POSSIBLE



MUTOH XPERTJET 461UF

The newly designed XpertJet 461UF, UV-LED tabletop flatbed printer includes an updated touchscreen panel, improved LED lamp and much deeper print field.

- 19 x 13 inch printer
- Energy-efficient UV-LED ink
- CMYK + White and Varnish
- Print directly on a variety of substrates up to 5.91" thick
- Small footprint, tabletop printer with removable bed
- UV/LED Local Dimming
- Optional Vacuum table
- 1 Year On-Sight Limited Warranty



MUTOH XPERTJET 661UF

The newly designed XpertJet 661UF, UV-LED flatbed printer includes a larger printable surface area, updated touchscreen panel, improved LED lamp and more. And you'll love the new ease of use and easier maintenance features!

- 19.02 x 23.3 inch printer
- UV/LED Local Dimming
- CMYK + White and Varnish
- New Print Depth of 5.91"
- Print Braille and other matte and glossy textures
- Table Height Adjustment
- Included Vacuum table
- 1 year On-Site Limited Warranty

WHERE TO FIND UV PRINTERS

WEBSITE

compressuvprinter.com

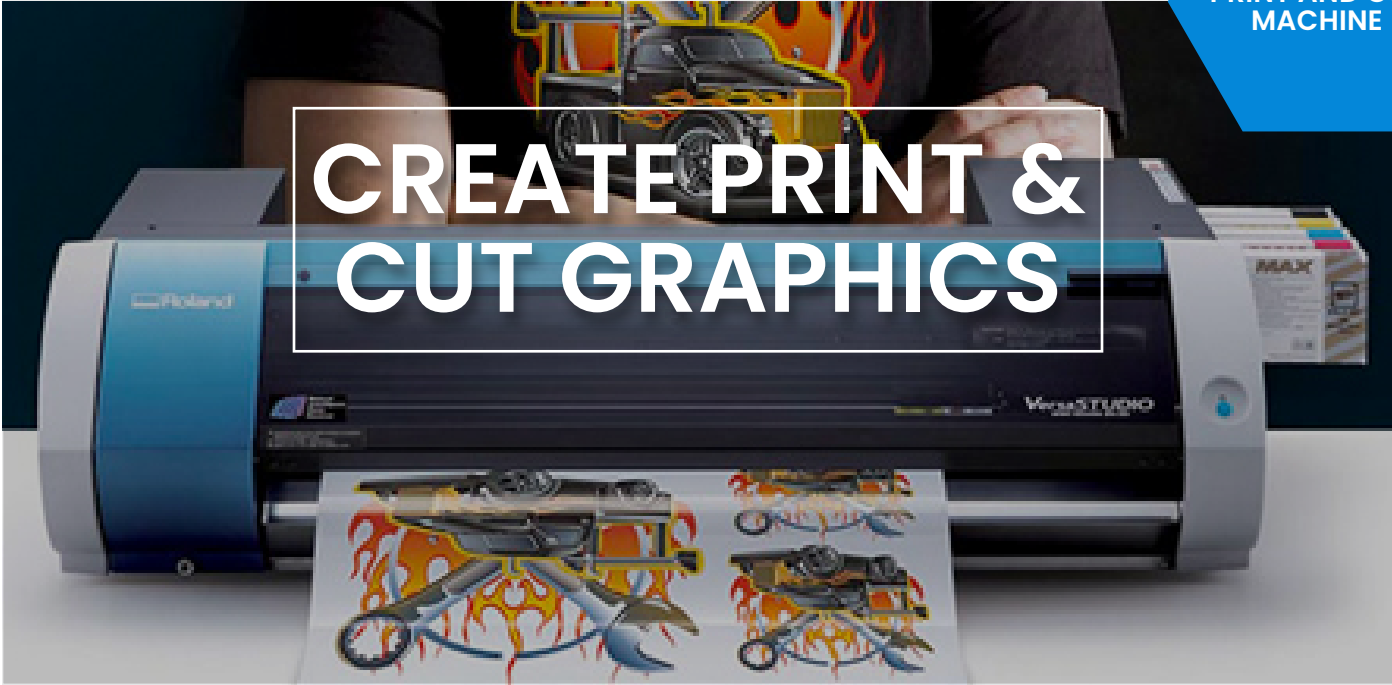
PHONE

(877) 458-5575

TRAINING

SUPPORT

STARTER KIT




CREATE PRINT & CUT GRAPHICS

VersaSTUDIO BN-20

The Roland BN-20 has everything you need to expand your market with this all-in-one compact printer/cutter. And it takes very little space too. With eco-solvent inks (metallic & white ink options available) this machine delivers versatile performance while keeping your production budget low.

20" ECO-SOLVENT INKJET PRINTER/CUTTER

- **Print resolution:** Maximum 1440 dpi
- **Printing/cutting width:** Maximum 18.9 in (480 mm)
- **Acceptable media:**
Width/thickness: 5.9 to 20.3 in (150 to 515 mm) / Maximum 16 mil (0.4 mm) with liner and 9 mil (0.22mm) without liner
Media roll weight: Max. weight 13.2 lbs (6 kg)
Roll/core diameter: Max. outer diameter 8.3 in (210mm) / Core diameter: 2 in (50.8mm) or 3 in. (76.2mm)
- Integrated print/cut capabilities
- Photorealistic printing up to 1440 dpi
- State-of-the-art printing technology
- Roland Intelligent Pass Control™ technology for unparalleled image quality at the highest print speeds
- New wiper system to prolong life of the printhead, minimize maintenance, and improve image quality.
- Desktop footprint
- Choice of three Eco-SOL ink configurations and one four color Aqueous
 - > 5 Color CMYK + Metallic Silver
 - > 5 Color CMYK + White
 - > 4 Color CMYK
 - > 4 Color FPG Aqueous ink also available
- Easy loading media system
- R-Works™ design software included
- VersaWorks® RIP Software included
- Roland OnSupport software for remote production tracking available for download
- One-Year Trouble-Free Warranty



WHERE TO FIND ROLAND PRINTERS

WEBSITE

colmanandcompany.com

PHONE

(800) 891-1094

CUSTOM VINYL APPLIQUÉS & MORE

STINGGRAYS

Cut n Press
CUSTOM T-SHIRT SYSTEM

HTV (Heat transfer vinyl) is a proven and long time standing method of creating custom t shirts. Most methods of creating custom apparel are limited to materials and style of garments. Some methods of t shirt printing cannot work with cotton, others cannot work with polyester or blends. They also can vary based on the color or weave of the fabric. Heat transfer vinyl is superior for these reasons. Your methods of application, look and color are all virtually unchanged. If you have blue vinyl... it will go on just about any shirt. One last important note is that it's clean. No chemicals to clean with, no liquids, no mess, no dirty hands, no stained floors and carpet. Excess HTV can be disposed of with limited waste and no need for special chemical disposal.

Does it feel thick and uncomfortable?

Simply put, No. The material we sell with this kit is designed to have a soft hand and virtually go right into the shirt. In some designs it is even hard to feel where the material was placed. It won't feel hot, thick, rubbery or uncomfortable. Yes, this material is thicker than doing something like DTG printing, but there are always costs and benefits. The bottom line is that you and your customers will love it.



WHERE TO FIND CUT N PRESS

WEBSITE

colmanandcompany.com

PHONE


(800) 891-1094

Appliqués – Stitch N Cut

A combo that opens more opportunity for business, bundle the Cut N Press with the Avancé 1501C 2020 embroidery machine and be able to do both embroidery and custom vinyl apparel. Plus as an added bonus, the Graphtec Cutter also cuts appliques for custom team sports jackets and more!

So, how does it work?

1. **Design your shirt.** Use the software to create lines that will literally be cut out of the vinyl material. The lines on the screen is where the blade will cut out your design. The software can automatically convert jpg, gif, bmp and other raster images into lines. You can also custom draw designs and create lettering using fonts already in the software.
2. **Pick your vinyl color and t shirt.** Just decide the type of shirt and color of vinyl. You can use sports shirts, polyester, cotton, tanks, tees, sweaters, hoodies, jerseys, etc. The vinyl comes in solid colors and glitter depending on the look you like. More styles and colors of vinyl are to come as well!
3. **Cut out the vinyl.** Place a roll of vinyl into your cutting machine, click 'Send to Cutter' and the machine does the rest. It only takes a minute.
4. **Weed the vinyl.** This just means pulling off the excess material you don't want to adhere to the shirt. It pulls off easily leaving behind a tacky transfer paper to apply to the shirt.
5. **Position on your shirt.** Just place the material where you want it to be and the tacky paper will hold it in place. You can hold it up or step back to look... even try it on.. and it won't fall out of place.
6. **Heat Apply.** Use the heat press to apply heat and pressure for about 10 seconds. Then just peel the clear transfer tape off and the vinyl is adhered to the shirt. You just made a custom shirt!



Cut N Press Packages

We have several **Cut N Press** packages depending on your needs. From basic starter kit with just a Graphtec cutter and starter supplies, to packages with different heat press models and more supplies. Visit colmanand-company.com/cutnpres.html for a complete listing.



- Faster and Easier Weeding than ever before
- An ultra soft finish
- Beautiful GLITTER that sparkles and doesn't wash away
- Vinyl that holds up wash after wash after wash
- 100% Stress Free Money Back Guarantee*

**see website for details*



SUPPLIES

STARTUP EQUIPMENT, SUPPLIES AND WHOLESALE APPAREL

& company
colman



WHERE TO FIND COLMAN AND COMPANY

WEBSITE

colmanandcompany.com

PHONE

(800) 891-1094

Colman and Company is the one-stop-shop for your custom apparel business. Our team of experts continuously curate the supplies you need for your embroidery shop. You can choose from over 800 colors of thread, dozens of types of backing and thousands of choices in blank apparel & accessories. Top-quality supplies, competitive prices and white-glove customer service are ways our teams helps you make your custom apparel business the best it can be.

ColDesi+ Rewards is the only rewards program that pays you for making money with your apparel decorating equipment. Because to make money, you need supplies! When you shop at Colman and Company your purchases earn you points. You can redeem these points for coupons or free stuff. It's all easy to track in your ColDesi+ Rewards widget right online. Use your points right away or save them for big rewards.

ColDesi+ Rewards

Embroidery Supplies

Colman and Company offers embroidery supplies for your business. You can find the following products:

- **Hoops** - A variety of types for any hooping needs
- **All-in-1 Hooper**
- **Patch Kits and Materials**
- **Royal Polyester Thread**
- **Backing and Toppings**
- **Bobbins**
- **Embroidery Software**
- **Needles**
- **Scissors and Tweezers**
- **Patch & Carpet Frames**
- **Embroidery Accessories & Tools**





SUN PROTECTION MOISTURE WICKING

Fabric Technology That Makes The Difference

Vapor Apparel is designed for the outdoors. You'll love Vapor Apparel performance clothing because it's quick-drying, cooling, provides UPF50+ sun protection, and looks as good as it feels.

UPF 50+ - the maximum sun-protection rating for fabric and provides maximum protection of your skin against harmful UV rays.

Pure-Tec™ - Cool Wicking Technology that adapts to hot or cold conditions to keep you cool and dry. PURE-tech™'s intelligent design delivers superior moisture-wicking features shown to improve the body's core performance, releasing heat when it's warm and trapping it in the cold. Our UV-certified fabrics maximize absorbency and dry rapidly. PURE-tech™ is a permanent feature of the fabric effective moisture-wicking capabilities throughout the life of the garment.

M-Shield - Zinc-based anti-microbial technology keeps fabrics fresh and defends against odor causing bacteria. In addition to providing enhanced performance during use, the anti-microbial feature also helps to extend the useful life of the fabric.

Made In The Americas - Manufactured in Colombia, South America, which is #1 in sustainable development and ethics practices in Latin America, generating most of their electricity from non-fossil fuel sources, principally hydro- and geothermal electricity.

Multi-Season - Vapor Apparel fabrics not only serve well under the summer sunshine; but their technical properties make them perfect for use as warming and wicking layers during the colder months of the year.

Easy Care - Machine wash. Colors won't run or fade. Quick drying so items can hang dry or tumble low.

Multi-Use - Swimming, boating, working out, hiking, biking... Countless hours of adventure, play, and work logged in our shirts.

Durable - Our fabrics are designed and made to withstand the heat and pressures of sublimation printing. Colors and decoration on our clothing won't fade like most other standard shirts.



WHERE TO FIND VAPOR APPAREL


WEBSITE

colmanandcompany.com/vapor

PHONE

(800) 891-1094

BLANK APPAREL



Wholesale Blank Apparels

- **Easy for Start-ups** – No approval process – order today, quick ship.
- **Convenience** – Order all your Supplies and Blanks in one spot.
- **Confidence** – Brands & Styles recommended by the people you trust. No guessing if it's good quality.
- **Simple** – No minimums or an overwhelming selection.
- **Consistent** – What you ordered last time will be here next time, in tons of sizes and colors.



MASKS



CAPS & HATS



ACCESSORIES



ACTIVEWEAR



BAGS



LADIES APPAREL



JACKETS



POLOS



SWEATSHIRTS



T-SHIRTS



WORKWEAR



SHIRTS



YOUTHS



TALL

Blank Apparel Brands

Colman and Company offers several brands of blank apparel for our customers. We carry 36 lines of apparel for women and men from T-Shirts to Hoodies to Sweatpants. You'll find what you need for small orders at great wholesale pricing.



BELLA+CANVAS. **DISTRICT.**
PORT & COMPANY. **PORT AUTHORITY.**
SPORT-TEK.

NL | **NEXT LEVEL**
APPAREL.

WHERE TO FIND BLANK APPAREL

WEBSITE

<https://colmanandcompany.com/apparel.html>

PHONE

(800) 891-1094

BLANK PRODUCTS FOR CUSTOMIZATION



WHERE TO FIND BLANKS

WEBSITE

<https://colmanandcompany.com/wholesale-blanks.html>

PHONE

(800) 891-1094



Blank Signs in
all shapes and
sizes

Available Blanks

- Mouse pads
- Coasters
- Ceramic & Glass Tiles
- Aprons & Bibs
- Mugs, Steins & Tumblers
- Puzzles
- Magnets
- Ceramic Plates
- Sublimatic
- Ornaments
- Bags
- Pet Bowls and Dog Tags
- Laptop and iPad Cases
- Phones Cases



Customization Equipment Financing Questions

When you're looking at that first big potential purchase and looking at t-shirt printing business equipment, direct to garment printers, white toner transfer printers, sublimation, etc. Don't leave financing out of your decision-making process.

What many people don't know is that financing is available for systems as cheap as \$1,000 and up to as expensive as you would like to get.

And in many cases an equipment financing deal for your business will not impact your personal credit.

Here are 3 great places to start your search for financing:

0% Financing an Embroidery Machine GOOD Idea?

This article applies to ANYTHING, not just embroidery machine financing.

<https://avance-emb.com/0-financing/>

Financing Your Printer – a simple look at financing a white toner printer. Applies to any printer.

<https://digitalheatfx.com/financing/>

Equipment Financing Options – with information from a leasing company in the business.

<https://coldesi.com/financing-options/>

More Valuable Resources

Evaluating New Products & How to Tell It's Time to Change

Podcast from CAS, you'll learn how to know when it's time to replace your old equipment, upgrade to a better system and how to evaluate new equipment. <https://customapparelstartups.com/episode-111/>

Compress UV Printer Videos

Compress has dozens of very interesting videos showing you how to print on practically anything.

<https://compressuvprinter.com/uv-printer-videos/>

Avancé Embroidery Videos

Videos on all the different products you can embroider with the Avancé.

<https://avance-emb.com/embroidery-videos/>

DigitalHeat FX Videos

Videos showcasing all the different products and materials you can make with DigitalHeat FX printing systems.

<https://digitalheatfx.com/videos/>

Starting a business in Direct To Garment Printing

Everybody asks where to find a good t-shirt printing machine and the answer to that is to make sure to buy the original DTG brand – DTG. If you looking to start your own t-shirt printing business. Look no farther.

<https://dtgprinteremachine.com/starting-a-business-in-direct-to-garment-printing/>

Pricing and Profits

How to price embroidery, custom tees, signs, vinyl stickers – how to price ANY customized product – is incredibly important.

There are standard formulas or industry rules of thumb, of course, but just because many people use a certain method doesn't mean you have to. You need to have pricing systems that work for your unique situation(s).

How to Price Embroidery

This article applies to ANYTHING, not just embroidery machine financing.

<https://avance-emb.com/embroidery-prices/>

How to Raise your Prices

Many first-time business owners, especially ones that go from hobby to pro, don't charge enough. And it has more to do with emotions and how they FEEL about charging, or the idea that they're hurting their customers by charging more, than it does about business.

<https://www.youtube.com/watch?v=dUxJqeUImN8>

How Much Can You Make Selling Custom T-Shirts

Another quick read for people just getting started. Good for getting the general lay of the costing land.

<https://colmanandcompany.com/blog/how-much-money-can-you-make-selling-t-shirts/>

Heat Transfer ROI

A great article on how, and how much, you can make selling heat transfers. <https://digitalheatfx.com/2017/12/heat-transfer-printing/>

Custom Products Marketing Resources

Where many Maker businesses need the MOST help is in marketing their custom products. Here are the best places to bone up on your small business marketing skills.

You might start by asking: **“Where can I learn more about Marketing my Custom Products Business?”**

The short answer is that Podcasts hugely popular – they are particularly useful if going to trade shows and events are still on your activity list. You can listen anywhere you like with whatever time you have available. Podcasts are a great way to learn and do other things at the same time.

Custom Apparel Startups Podcast

As mentioned on the CAS product page. Our podcast by Mark Stephenson and Marc Vila.

<https://customapparelstartups.com/>

ColDesi Blog

<https://coldesi.com/blog/>

Colman and Company Blog

<https://colmanandcompany.com/blog/>

HEAT PRESSES



NOT ALL HEAT PRESSES ARE ALIKE



What are the types of heat presses?

Generally speaking heat presses are clamshell, swing away, pull out or specialty. The type of heat press you need will depend on your printing technology. You should also consider your work space and how the heat press can fit into your production.

Clamshell - This heat press opens and closes like a 'clam.' These heat presses are often used for DTG printing because of auto-open and hovering capabilities offered in some models. Clamshells are also popular for smaller budgets and smaller spaces.

Swing-Away / Drawer - these type of heat presses allow you to move the heat away from the lower platen of the press. These are very popular for heat transfers as you can more easily work without being close to the heat of the press. They also excel at apply pressure evenly. The FUSION heat press also features a drawer pull out in addition to the swing away, making it our most popular press for transfers.

Specialty Presses - If you want to print on items that aren't flat you probably want to invest in a specialty press. The two most popular specialty presses are a cap press and a mug press. You also might find yourself needing an even more unique press like a sports ball press. These are all designed to provide even temperature and pressure to your substrate.

Your Heat Press Machine is an essential part of your business. Choosing the right heat press will be critical to your success. The type of printing technology you use will impact how you choose the best heat press for your business. The experts at ColDesi have spent decades studying heat press equipment so you get the best recommendation for your business.

WHERE TO FIND HEAT PRESSES

WEBSITE

colmanandcompany.com

PHONE

(800) 891-1094





HOTRONIX FUSION-IQ HEAT PRESS

Check Out
colmanandcompany.com
for more
Heat Presses

- **Over the Center Pressure Adjustment** - allows the pressure to be evenly distributed for proper application every time.
- **Cast-in Tubular Heating Elements** - prevent cold spots on the heating platen.
- **Digital Time, Temperature and Pressure Display** - lets you know exactly how your machine is set, ensuring proper application.
- **Auto-Opening Heat Press** - prevents over-application and burning of transfers.
- **Auto Swing** - conveniently provides a heat-free workspace
- **Touch Screen Technology** - easily adjust your machine's settings
- **Full Threadability** - print both sides of a garment without re-dressing the platen, reducing production time by up to 40%.
- **Auto Adjust Pressure** - takes the guesswork out of setting proper pressure.
- **Multiple Time Settings** - pre-heat and apply without having to reset your timer.
- **Pre-Set Programs** - program your heat press to apply a different material
- **Quick Change Lower Platens** - quickly and easily change between jobs no tools required.



HOTRONIX AUTO CAP HEAT PRESS

Perfect for Applying Cap
Designs and More

- Patented magnetic auto-open feature prevents over-application.
- Easy-to-read digital time, temperature, and pressure display
- Locks down easily with patented magnetic assist, causing less user fatigue
- Twin Timer allows user to pre-set individual time settings for two-step application or for pre-heating and application.
- Hold down device secures cap and creates a smooth surface.
- Under-the-Center Pressure Adjustment ensures even, edge-to-edge heat and pressure.
- Decorate headwear of all shapes, styles, and sizes with available optional platens. regardless of the substrate thickness



GALAXY AUTO CAP HEAT PRESS

The Galaxy Hat Heat Press offers versatility and durability all in one machine. With two additional lower cap platens, this cap press can cater to a variety of sizes. The die cast heating element and solid structure build will help users avoid cold spots and help evenly apply pressure when pressing. This Galaxy GS-5 is a great add on machine for your business and is suitable for rhinestone, heat transfers, sublimation applications and much more.

Comes with 3 Platens Total

3.5" x 6.5'

2.75 X 6.5

4 X 6.5



GALAXY MUG HEAT PRESS

The Galaxy Mug Pro is the ideal machine for your sublimation needs. This durable mug press features an LCD touchscreen, allowing you to adjust settings like time and temperature.

The Mug Pro GS-202 includes an 11 oz Durham heating element attached but can be easily interchanged with different sized elements if desired. The die-cast heat plate comes with a lifetime guarantee, ensuring reliability press after press.

PREMIUM GRAPHICS & DIGITIZING



COLDESI GRAPHICS CAN HELP...

- If you have no clue what you are doing.
- If you want great, consistent results.
- If you need 1 or 1000 graphics done a month.



WHERE TO FIND COLDESI-GRAPHICS

WEBSITE

coldesi-graphics.com

PHONE

(877) 793-3278

Graphics and digitizing designed specifically for your equipment

Not everyone who purchases our equipment is a graphic artist, or even knows what makes good art to run properly on our equipment. We provide a service to do just that. Creates great art, so you can concentrate on what makes you money – production.

Why from us?

With over 30 years of experience helping customers start or expand their business in the custom apparel decoration business, we understand what makes GREAT GRAPHICS, and how having the right files can make all the difference in your production in time and money.

POOR GRAPHICS LEAD TO POOR RESULTS

Successful shop owners all agree – poor graphics lead to poor results.

- Frustration during production
- Unhappy customers
- Equipment malfunctions
- Lost customers
- Lost money

ART FRUSTRATIONS

You are here for one of a few reasons:

1. You are new to this and don't have graphics experience
2. You have worked with graphic artists/digitizers and have been frustrated
3. You are a growing business and need a reliable graphics source

CUSTOMER SUPPORT FRUSTRATIONS

According to our training and support staff, the most popular reasons people have trouble with their equipment are due to:

1. **Improper Maintenance**
2. **Poor Quality Art**

You can control #1 by following the maintenance schedule and stocking up on good supplies.





Our Service



Overseas Cheap Service

Graphic Services We Provide

EMBROIDERY DIGITIZING



Digitizing is way more than just turning art into stitches. It is about understanding how machines operate efficiently and how stitches will react when sewn out. Great digitizers need to know how to embroider. A quality design provides fewer stitches, fewer thread breaks, proper underlays, and sequencing means you will sew out faster and better.

Which is why 100% of the designs we will make for you will be sewn out and image scanned in for your approval. This obviously costs us time and money, but in the end, you have a production-ready file that sews out faster and better.


DIGITAL PRINTING ART



You need fantastic art for digital printing, period. The impressive thing about digitally printed graphics is the intense detail and beautiful colors. Well, where there is a strength, there is a weakness. You will also print all of your errors & mistakes. Plus there are other issues with choosing the right colors, formats, and resolutions.

Our experts know how to create digital prints for DTG, Transfers and UV Printing.

CUT READY VECTOR ART



The art of preparing a design for a cutter is a learned skill. Most graphic artists don't have experience with how a cutter operates. They can separate colors, but do they realize that every line in your art will be cut? No, they don't.

People spend too much time trying to fix art AFTER it's vectorized. Get ready-to-cut art right from our expert artists. Save time, money and wasted vinyl materials.

RHINESTONE AND SPANGLE BLING ART



Good BLING art is hard to find. Unlike traditional graphic arts, creating a design for Spangles or Rhinestones requires a unique skill and specialty software. Which is why we have made it as easy as possible for you. Our artists use the same HotFix software you use. So you can take a design produced for you, and open it in your own software. Tweak it or adjust it if needed.

The only service that provides bling art in the exact specs needed to make you and your art look amazing.

CUSTOM
PRODUCTION
CONSULTATION

ON DEMAND VIRTUAL PRODUCT DECORATION



- Turnkey webstore
- Virtually decorated products
- Capture bulk orders with individualized customer portals
- Ecommerce workflow automation
- Product automation
- Zero Index manufacturing systems
- Beautifully customized products that improve sales and profit margins
- And more...

If you do NOT want to bring that customization in house, we also work with wholesalers and small batch manufacturers to handle that for you.

WHERE TO FIND COLDESI-ONDEMAND

WEBSITE

coldesi.com/ondemand

PHONE

(877) 793-3278

ColDesi OnDemand is our consulting arm for helping to take your apparel decorating business virtual.

We started ColDesi OnDemand so companies like yours would have someone to help them develop an end to end solution in a “non-denominational” way.

We’re the only company with the experience in both marking and decoration equipment AND eCommerce, product configurators (online design software), workflow software, and barcoding. Basically the ability to take you from that first customer interaction online all the way through to order fulfillment.

EXPLORING OPPORTUNITIES IN CUSTOMIZATION

1. Customized systems ROI works best for companies with sales over \$2.5M/year.
2. **Consultation and Need Analysis.** This step will be different than what you’ll experience with other potential equipment providers in the personalization and customization business. Because ColDesi has multiple product lines, and are constantly evaluating new, cutting edge solutions as well, we’re able to make objective recommendations. The product you happen to find online may not be the best one for your specific situation. That’s where ColDesi comes in. **NDAs are often appropriate at this stage.*
3. **Recommendation.** Our OnDemand Team has decades of experience dealing with apparel manufacturers, franchises, big brands, and multi-site deployments. We’ll apply our experience to your goals and recommend that right solution specifically.
4. **Evaluation.** We can help in this phase is by offering industry data, presentations, white papers, and samples specifically illustrating the capabilities of the systems we’ve selected together.
5. **Pilot.** A strategy we employ before a nationwide rollout for multiple locations. At this stage we are working with you to prove the concept and confirm our product selection. We typically provide on-site training, priority support and the full attention of the OnDemand team to ensure success.
6. **Implementation.** Implementation strategy is often covered during the Pilot Program, but at this stage we work with you to map out the implementation of the project. That includes scheduling shipments, training, making supply and maintenance arrangements and more.

GETTING DOWN TO BUSINESS

At this publication date there are about 136 HOURS of podcasts devoted to, mostly, the custom t-shirt and embroidery business. But the marketing education applies to any business. Mark Stephenson and Marc Vila draw on their combines small business and marketing experience to deliver great advice on starting your business and making sales.



CUSTOM APPAREL STARTUPS


The podcast is free, but there is also a **“How to Start a Custom T-Shirt Business”** course available on the site as well. If T-Shirts are what your Maker Passion is, this course is the best. It's 100% online training that takes you through everything you'll need to know to get started in ANY custom product business. The course also does a brief description and demonstration of the different customization machines. It's great market research to add to any business plan.

ONLINE COURSES

- How To Start A Custom T-Shirt Business
- GIMP T-Shirt Design Course

OVER 140 PODCASTS! HERE'S A HIGHLIGHT...

- Warm Calling: How To Make Calling People You've Never Met Okay
- 5 Cheap Marketing Options
- T-Shirt Business Turnaround Strategies
- The Hidden Business Expenses That Haunt Your Business
- The White Toner Printer Revolution With Randy Ricket
- Creating A Winning Sales Method
- Types of Apparel Businesses: Where They Go & How To Win
- Ways To Make It Work: Earning During The Shutdown With Leeah Calvert
- 5 Ways To Inject Life Into A Stagnant Business
- Stellar Social Media Skills
- CAS Mini Cast – The Landing Page Lesson
- How To Raise Your Prices
- Writing That Sells
- Taking Control Of NO [How To Win Every Time]
- Evaluating New Products & How To Tell If It's Time To Change
- CAS Mini Cast – Creating A Marketing Email In Mailchimp
- Marketing In Facebook Groups
- LinkedIn – How To Set Up Your Profile



WHERE TO FIND CAS

WEBSITE

customapparelstartups.com

PODCAST

caspodcast.com

TRAINING AND SUPPORT

HELPING YOU SUCCEED



ColDesi Training

At ColDesi, Inc., we are proud to offer three unique training options for our customers:

1. **Self-paced training:** allowing you to train online at your own pace and in your own time.
2. **Live online training:** allowing you to work directly with one of our trainers via webcam.
3. **In-house training:** allowing you to work directly with one of our trainers in a classroom setting at one of our locations in Tampa, FL, or Ocean, NJ. *(Currently suspended until further notice)*

Offering these training options to our customers continues our relationship with them beyond their initial investment. This continued relationship facilitates an overall positive experience, enabling you to reach your highest potential in this fast-paced and ever-evolving industry. We pride ourselves on the knowledge we share and offering training to all of our customers is what sets us apart from the rest. If you take the time to complete your training first, it will make all the difference for your business. Knowledge is power, and the more knowledge you have, the more successful you will be. We encourage you to take advantage of all the learning and educational content we have to offer. Whether it is a video, a job aid, or a simple description of a product we sell, the information we share is there to aid in your success. Thank you for investing in us, but more importantly, take the time to value the investment you made in yourself and in your future. We are here for you every step of the way, and we cannot wait to watch you Achieve Your Dreams.

ColDesi Support

The ColDesi Support Team is devoted to keeping your business running! Our support technicians average over 20 years each of practical experience, both in running equipment and the businesses that they empower. One of those technicians recently summed it up best "This why I love what I do — we genuinely get help and better people's lives. Every time we sell a product it's not just a sale, I like to think it's a new adoption to our family."


WHERE TO FIND TRAINING AND SUPPORT


TRAINING WEBSITE

training.coldesi.com

SUPPORT WEBSITE

support.coldesi.com







CORPORATE OFFICE

**4537 South Dale Mabry Hwy., Tampa, FL 33611 • 877-793-3278
coldesi.com**

CUSTOMER PICK UP AND WAREHOUSE LOCATION

3634 131st Ave N, Clearwater, FL 33762